



This document contains TDS for the following products:

Virtus II Module 255-270W 4BB

ReneSola Australia Virtus II Module 260-270W 4BB

Virtus II Module 255-270W 4BB 1000V US

Follow us



[www.renesola.com](http://www.renesola.com)

## Virtus<sup>®</sup> II Module

255W 260W 265W 270W



Efficiency

**High Module Conversion Efficiencies**



easy & quick

**Easy Installation and Handling for Various Applications**



- 2400Pa -  
- 5400Pa -

**Mechanical Load Capability of up to 5400 Pa**



IEC & UL

**Conforms with IEC 61215:2005,  
IEC 61730: 2004, UL 1703 PV Standards**



Certification

**ISO9001, OHSAS18001, ISO14001 Certified**

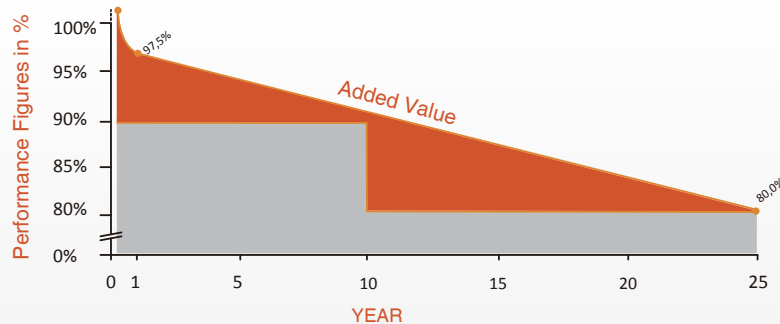


Safety & Fire

**Application Class A, Safety Class II, Fire Rating C**



Also Applicable for Module with Black Frame



**10-year**

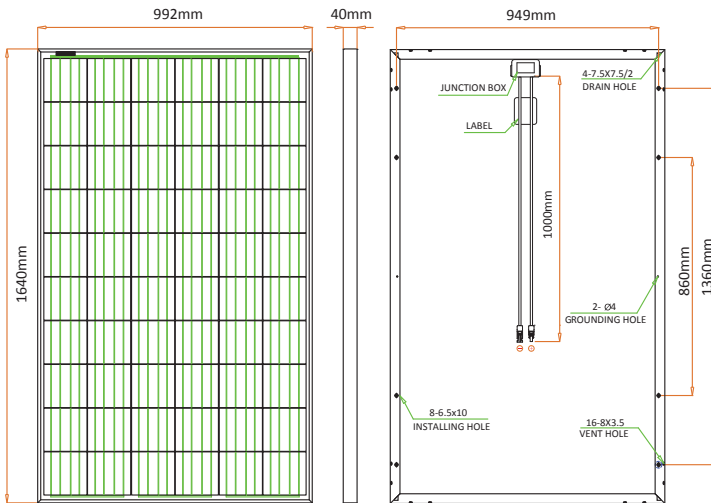
material & workmanship

**25-year**

linear power output

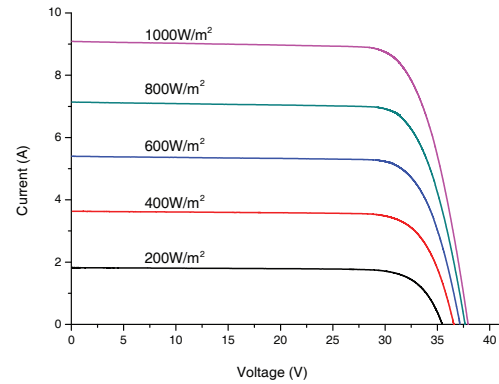


#### Dimensions



Drawing Only for Reference

#### I-V Curves



#### Electrical Characteristics STC

	JC255M-24/Bbs	JC260M-24/Bbs	JC265M-24/Bbs	JC270M-24/Bbs
Maximum Power (Pmax)	255 W	260 W	265 W	270 W
Power Tolerance	0 ~ +5W	0 ~ +5W	0 ~ +5W	0 ~ +5W
Module Efficiency	15.7%	16.0%	16.3%	16.6%
Maximum Power Current (Imp)	8.39 A	8.53 A	8.66 A	8.71 A
Maximum Power Voltage (Vmp)	30.4 V	30.5 V	30.6 V	31.0 V
Short Circuit Current (Isc)	8.86 A	8.95 A	9.03 A	9.10 A
Open Circuit Voltage (Voc)	37.5 V	37.6 V	37.7 V	38.1 V

Values at Standard Test Conditions STC (AM1.5, Irradiance of 1000W/m², Cell Temperature 25°C)

#### Electrical Characteristics NOCT

	JC255M-24/Bbs	JC260M-24/Bbs	JC265M-24/Bbs	JC270M-24/Bbs
Maximum Power (Pmax)	189 W	193 W	196 W	200 W
Maximum Power Current (Imp)	6.63 A	6.74 A	6.84 A	6.87 A
Maximum Power Voltage (Vmp)	28.5 V	28.6 V	28.7 V	29.1 V
Short Circuit Current (Isc)	7.20 A	7.27 A	7.33 A	7.37 A
Open Circuit Voltage (Voc)	35.1 V	35.2 V	35.3 V	35.6 V

Values at Normal Operating Cell Temperature, Irradiance of 800W/m², AM1.5, Ambient Temperature 20°C, Wind Speed 1m/s.

#### Mechanical Characteristics

Cell Type	Virtus II (Polycrystalline) 156 x156 mm, 60 (6x10) pcs in series
Glass	High Transmission, Low Iron, Tempered Glass
Frame	Anodized Aluminum Alloy
Junction Box	IP65/IP67 Rated, With Bypass Diodes
Dimension	*1640 x 992 x 40 mm
Output Cable	4 mm² (EU)/12 AWG (US), 1000 mm
Weight	19 kg
Installation Hole Location	See Drawing Above

#### Characteristics

Temperature Coefficient of Voc	-0.30%/°C
Temperature Coefficient of Isc	0.04%/°C
Temperature Coefficient of Pmax	-0.40%/°C
Nominal Operating Cell Temperature (NOCT)	45°C±2°C

#### Packing Information

	20' GP	40' GP	40' HQ
Containers per Container	12	28	28
Pieces per Container	300/312	700/728	770/798

Rev No: JC/TDS/2015.01.20 \*Contact ReneSola for tolerance specification  
CAUTION: All rights reserved. Design and specification are subject to change without prior notice.

#### Maximum Ratings

Operating Temperature	-40°C ~ +85°C
Maximum System Voltage	1000VDC (EU) / 1000VDC (US)
Maximum Series Fuse Rating	20A (EU) / 20A (US)

# Virtus II<sup>®</sup> 260W-270W

## Polycrystalline Module

PID-Free

4 BUS BAR

**10 YEAR**  
PRODUCT WARRANTY

**25 YEAR**  
LINEAR POWER OUTPUT



Rene-Controlled  
Nucleation Process

Renesola's unique ingot casting process that produces an ultra-uniform grain size, distribution, and crystal orientation



### P.I.D. FREE

Premium silicon wafers, EVA encapsulants, low-iron tempered glass eliminate **Potential Induced Degradation**, ensuring a longer performing module.



### VERTICALLY INTEGRATED, QUALITY CONTROL (QC)

Intense QC is conducted throughout the vertically integrated manufacturing process. **23 QC tests** from ingot casting to the final packaging.



### LOW LIGHT CONDITIONS

Mornings, evenings, even on cloudy days; ReneSola modules perform higher giving the user an **improved performance**.



### 4 BUS BAR

Electrons move more efficiently with the availability of an additional bus bar, increasing the efficiency of the solar cell.



### LOWER L.I.D.

Our modules lower the oxidation process when the cells are first exposed to light, thereby lowering the initial **Light Induced Degradation**.



Photon (Germany) is a global assessor on all photovoltaic products. ReneSola Virtus - **Top Performer** in a 2012 Field Test



Accelios Solar (Germany), a 3rd party PV manufacturing audit firm, who certifies ReneSola as **Tier 1 & Bankable** with a score of 91%.

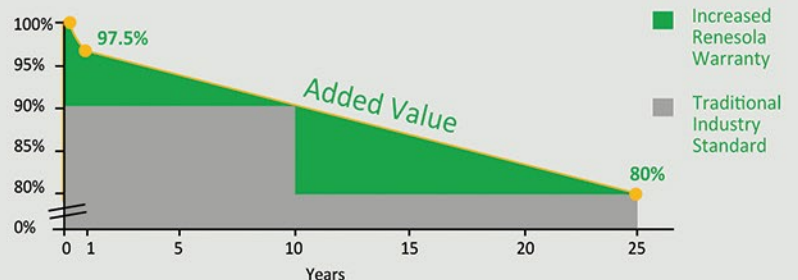


Bloomberg reiterates ReneSola's standing PV ranking as **Tier 1**. BNEF's tiering system is based on bankability, further illustrating ReneSola's financial calibre.



Canadian Standards Association Group certifies ReneSola for **High Standards** in safety, sustainability, and performance. Under this program ReneSola quality testing and calibration conform to International Standards.

### 25 YEAR WARRANTY

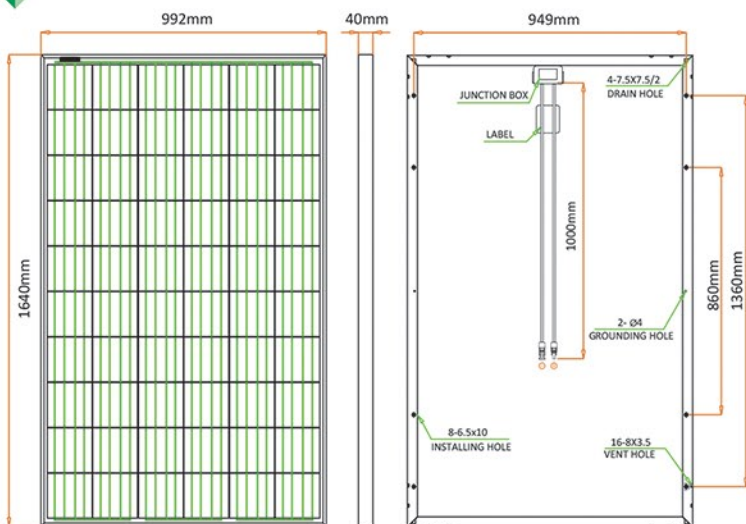


# Virtus II<sup>®</sup>

## Polycrystalline Module

# 260W-270W

### Dimensions



Drawing Only for Reference



### Applications



### Electrical Characteristics

Electrical Characteristics STC	JC260M-24/Bbs	JC265M-24/Bbs	JC270M-24/Bbs
Maximum Power (Pmax)	260 W	265 W	270 W
Power Tolerance	0 ~ +5 W	0 ~ +5 W	0 ~ +5 W
Module Efficiency	16.0%	16.3%	16.6%
Maximum Power Current (Imp)	8.53 A	8.66 A	8.71 A
Maximum Power Voltage (Vmp)	30.5 V	30.6 V	31.0 V
Short Circuit Current (Isc)	8.95 A	9.03 A	9.10 A
Open Circuit Voltage (Voc)	37.6 V	37.7 V	38.1 V

Values at Standard Test Conditions STC (Air Mass AM1.5, Irradiance 1000W/m<sup>2</sup>, Cell Temperature 25°C)

Electrical Characteristics NOCT	JC260M-24/Bbs	JC265M-24/Bbs	JC270M-24/Bbs
Maximum Power (Pmax)	193 W	196 W	200 W
Maximum Power Current (Imp)	6.74 A	6.84 A	6.87 A
Maximum Power Voltage (Vmp)	28.6 V	28.7 V	29.1 V
Short Circuit Current (Isc)	7.27 A	7.33 A	7.37 A
Open Circuit Voltage (Voc)	35.2 V	35.3 V	35.6 V

Values at Normal Operating Cell Temperature, Irradiance of 800W/m<sup>2</sup>, AM 1.5, ambient temperature 20°C, Wind Speed 1m/s.

### General Characteristics

Mechanical Characteristics	
Cell Type	Virtus II Polycrystalline, 156 x156 mm 60 (6x10) pcs in series
Glass	High Transmission, Low Iron, Tempered Glass
Frame	Anodized Aluminum Alloy
Junction Box	IP65/IP67 rated, with bypass diodes
Dimension	*1640 x 992 x 40 mm
Output Cable	4 mm <sup>2</sup> (EU)/12 AWG (US), 1000 mm
Weight	19 Kg
Installation of Hole Location	See Drawing Above

Characteristics	
Temperature Coefficient of Voc	-0.30%/°C
Temperature Coefficient of Isc	0.04%/°C
Temperature Coefficient of Pmax	-0.40%/°C
Nominal Operating Cell Temperature (NOCT)	45°C ± 2°C
Maximum Ratings	
Operating Temperature	-40°C ~ +85°C
Maximum System Voltage	1000VDC (EU) / 600VDC (US)
Maximum Series Fuse Rating	20A (EU) / 20A (US)
Hail Safety Impact Velocity	23m/s (25mm, 7.5gms)

Packing Information			
Container	20' GP	40' GP	40' HQ
Pallets per container	12	28	28
Pieces per Container	300	700	770



Rev No: JC/TDS/2015.12

\*Contact ReneSola for tolerance specification  
CAUTION:

All rights reserved Design and specification are subject to change without prior notice



ReneSola Partner:

Contact Person:

Tel:

## Virtus<sup>®</sup> II Module

255W/260W/265W/270W



**High Module Conversion Efficiencies**



**Easy Installation and Handling for Various Applications**



**Mechanical Load Capability of up to 113 psf (5400 Pa)**




**Conforms with IEC 61215:2005,  
IEC 61730: 2004, UL 1703 PV Standards**



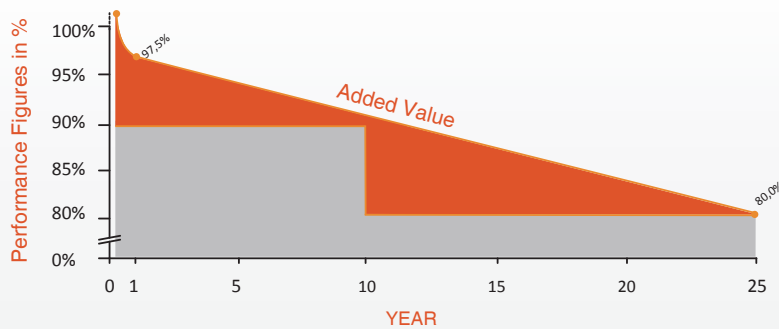
**ISO9001, OHSAS18001, ISO14001 Certified**



**Application Class A, Safety Class II, Fire Rating Type 1**



Also Applicable for Module with Black Frame



**10-year**  
material & workmanship

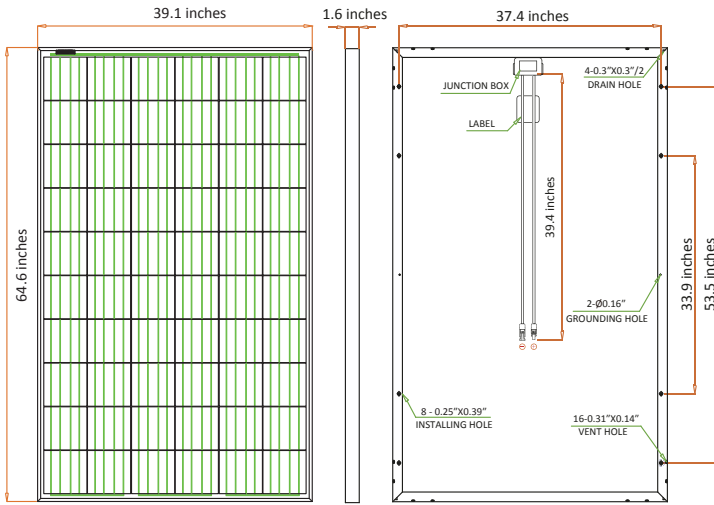
**25-year**  
linear power output



APPROVED PRODUCT

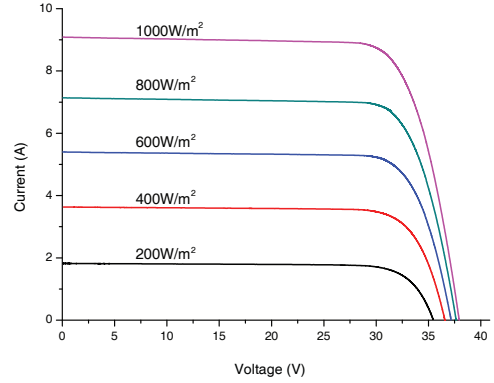


#### Dimensions



Drawing Only for Reference

#### I-V Curves



Electrical Characteristics STC	JC255M-24/Bbs	JC260M-24/Bbs	JC265M-24/Bbs	JC270M-24/Bbs
Maximum Power (Pmax)	255 W	260 W	265 W	270 W
Power Tolerance	0 ~ +5W	0 ~ +5W	0 ~ +5W	0 ~ +5W
Module Efficiency	15.5%	16.0%	16.3%	16.6%
Maximum Power Current (Imp)	8.39 A	8.53 A	8.66 A	8.71 A
Maximum Power Voltage (Vmp)	30.4 V	30.5 V	30.6 V	31.0 V
Short Circuit Current (Isc)	8.86 A	8.95 A	9.03 A	9.10 A
Open Circuit Voltage (Voc)	37.5 V	37.6 V	37.7 V	38.1 V

Values at Standard Test Conditions STC (AM1.5, Irradiance of 1000W/m<sup>2</sup>, Cell Temperature 77°F)

Electrical Characteristics NOCT	JC255M-24/Bbs	JC260M-24/Bbs	JC265M-24/Bbs	JC270M-24/Bbs
Maximum Power (Pmax)	189 W	193 W	196 W	200 W
Maximum Power Current (Imp)	6.63 A	6.74 A	6.84 A	6.87 A
Maximum Power Voltage (Vmp)	28.5 V	28.6 V	28.7 V	29.1 V
Short Circuit Current (Isc)	7.20 A	7.27 A	7.33 A	7.37 A
Open Circuit Voltage (Voc)	35.1 V	35.2 V	35.3 V	35.6 V

Values at Normal Operating Cell Temperature, Irradiance of 800W/m<sup>2</sup>, AM1.5, Ambient Temperature 68°F, Wind Speed 1m/s.

#### Mechanical Characteristics

Cell Type	6 inches Virtus® II (Polycrystalline), 60 (6x10) pcs in series
Glass	High Transmission, Low Iron, Tempered Glass
Frame	Anodized Aluminum Alloy
Junction Box	IP65/IP67 Rated, With Bypass Diodes
Dimension	*64.6 x 39.1 x 1.6 inches
Output Cable	12 AWG, 39.4 inches
Weight	41.9 lbs
Installation Hole Location	See Drawing Above

#### Characteristics

Temperature Coefficient of Voc	-0.167%/°F (-0.30%/°C)
Temperature Coefficient of Isc	0.022%/°F (0.04%/°C)
Temperature Coefficient of Pmax	-0.222%/°F (-0.40%/°C)
Nominal Operating Cell Temperature (NOCT)	113 ± 3.6°F (45 ± 2°C)

#### Packing Information

	20' GP	40' GP	40' HQ
Container			
Pallets per Container	12	28	28
Pieces per Container	300/312	700/728	770/798

#### Maximum Ratings

Operating Temperature	-40°F ~ +185°F (-40°C ~ +85°C)
Maximum System Voltage	1000VDC (US)
Maximum Series Fuse Rating	20A (US)

Rev No: JC/TDS/2015.04 \*Contact ReneSola for tolerance specification  
CAUTION: All rights reserved. Design and specification are subject to change without prior notice.

## Contacts:



### **Global Headquarters & Asia**

Add: 15F, Manpo int'l Plaza,  
No. 500, West Yan'an Road,  
Shanghai, China 200050  
T: +86 21 62809180  
F: +86 21 62805600  
E: [services@renesola.com](mailto:services@renesola.com)

### **Australia**

Add: 51 Barry Street, Bayswater  
Victoria 3153, Melbourne  
T: +61 1300 700 788  
E: [marketingaus@renesola.com](mailto:marketingaus@renesola.com)

### **Europe**

Add: Lyoner Straße 15  
60528 Frankfurt am Main, Germany  
T: +49 (0) 69 663 78 69 00  
E: [services@renesola.com](mailto:services@renesola.com)

### **Africa**

Add: Unit 2, Rambo Junction,  
400 Roan Crescent, Midrand,  
1685, South Africa  
T: (+27) 010 006 0200  
E: [supportza@renesola.com](mailto:supportza@renesola.com)

### **Americas**

Add: 1300 Clay Street, Suite 550,  
Oakland, CA 94612  
T: +(415) 852 7421  
E: [marketing.us@renesola.com](mailto:marketing.us@renesola.com)